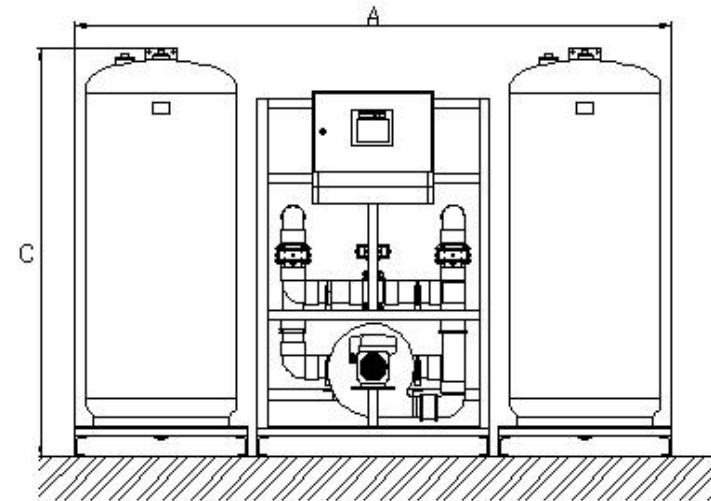
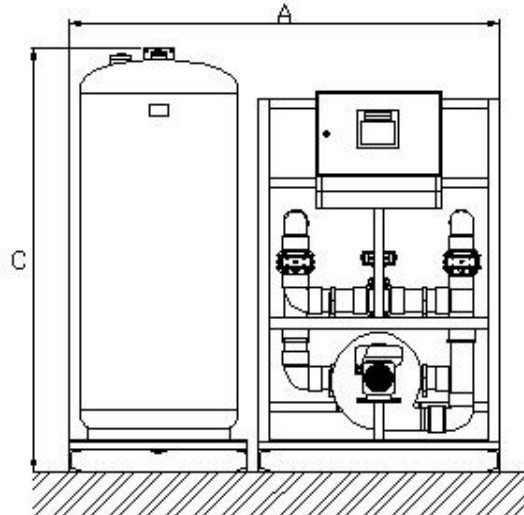
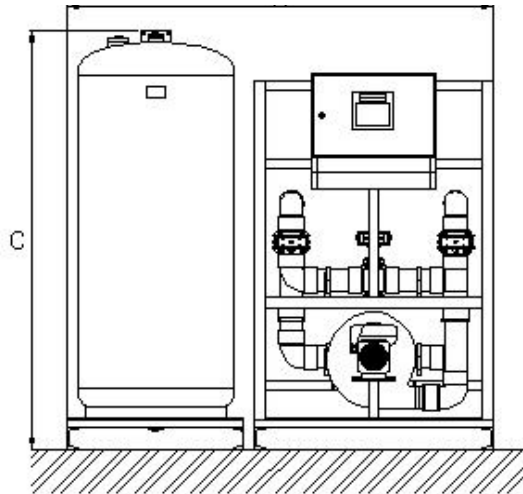
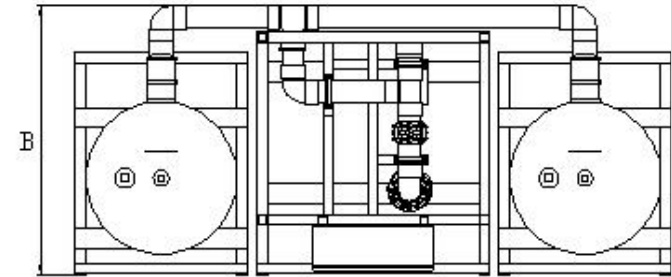
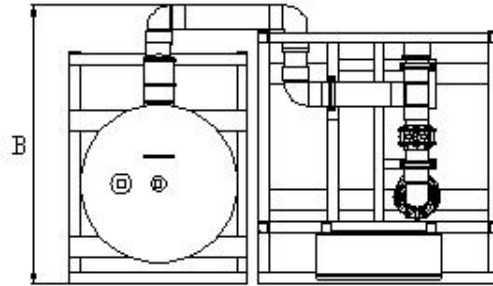
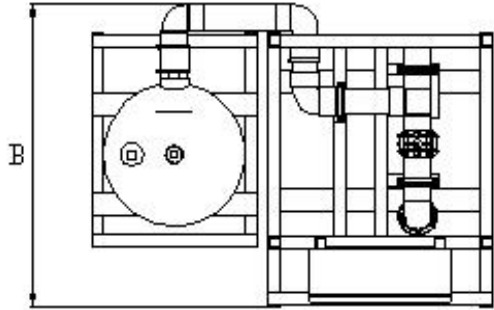


Type	Capacity CO <sub>2</sub> per 24 hours (kg.)	Voltage (V)	Power		Fuse (A)	Plug (poles)	Phase	Noise (dB)	PVC connection (mm)	Adsorber lung (m <sup>3</sup> )	No. of skids	Dimensions (mm)			Weight (kg)
			connection (kW)	consumption (kW)								A Width	B Depth	C Height	
US 20	10	230	0,39	0,39	16	2	1	75	¼	-	1	640	1100	1820	200
US 175	85	230	0,5 - 1,1	0,5	16	2	1	75	110	4	2	1700	1325	1800	450
US 255	125	230	0,5 - 1,1	0,8	16	2	1	75	110	4	2	1700	1325	1825	520
US 405	200	230	0,5 - 1,1	1,1	16	2	1	75	110	6	2	1700	1300	2060	670
US 605	300	400	1,6 - 3,0	1,6	16	5	3	78	110	8	2	2050	1350	2010	970
US 805	400	400	1,6 - 3,0	2,1	16	5	3	78	125	8	2	2150	1400	2050	1120
US 1105	550	400	1,6 - 3,0	2,6	16	5	3	78	125	10	2	2250	1400	2450	1320
US 1405	700	400	1,6 - 3,0	3,0	16	5	3	78	125	12	2	2450	1600	2350	1830
US 2005	1000	400	4,0 - 7,5	5,5	32	5	3	80	160	12	2	2950	1750	2380	2200
US 2205	1100	400	4,0 - 7,5	6,5	32	5	3	80	160	2 x 10	3	3750	1750	2450	2400
US 2805	1400	400	4,0 - 7,5	7,5	32	5	3	80	160	2 x 12	3	4150	1750	2350	3420
US 4005	2000	400	11,0 - 15,0	12	32	5	3	80	160	2 x 12	3	4400	1750	2410	4050

Rev. 19-02 - Mentioned dimensions, weights and other specifications are approximate. No rights can be derived from this document.



Type US 175 / US 255 / US 405

Type US 605 / US 805 / US 1105 / US 1405 / US 2005

Type US 2205 / US 2805 / US 4005